

WELCOME TO  
LITTLE  
HIBISCUS



SWEET, SIMPLE LIVING  
Arutanga, Aitutaki, Cook Islands



It's nice to meet you



***Kia Orana and welcome to  
Little Hibiscus!***

My name is Nancy Matapuku and I am your host. In this welcome book, you'll find lots of useful information. From nearby restaurants, to lagoon tours and places of interest, we've got it all covered.

My team and I want to do our best to share our Kia Orana spirit and ensure you have a memorable stay here. So if there's anything we can do to make your stay better, please feel free to reach out to ***Kathleen*** and she will be happy to help you.



# CONTENTS

|                                |    |
|--------------------------------|----|
| AMENITIES                      | 4  |
| BEFORE YOU GO                  | 5  |
| CANCELLATIONS & MODIFICATIONS  | 6  |
| CHECK-IN/CHECK-OUT             | 7  |
| CONTACTS                       | 8  |
| EMERGENCIES                    | 9  |
| FAQs                           | 10 |
| HOUSE RULES                    | 11 |
| BE MINDFUL                     | 12 |
| LOCATION                       | 13 |
| PAYMENT METHODS & BANK DETAILS | 14 |
| PLACES TO EAT & DRINK          | 16 |
| PRIVATE LAGOON TOURS           | 17 |
| RENTAL SCOOTERS                | 18 |
| THINGS TO DO                   | 19 |
| TRANSPORTATION                 | 21 |
| USEFUL INFORMATION             | 22 |
| WATER SAFETY                   | 24 |



---

# AMENITIES

Our home is self-contained and has just about everything you need to enjoy your stay. Here are some of their amenities:

## KITCHEN

- Bar fridge with freezer compartment
- Microwave
- 2-Burner electric plug-in stove
- Kettle
- Toaster
- Cleaning equipment & supplies
- Mosquito coils & insect repellent
- Laundry supplies
- Umbrella
- Fire blanket
- Fire extinguisher

## BATHROOM

- Hot & cold shower
- Toilet
- Vanity
- Shampoo, conditioner, soap & toilet paper

## OUTSIDE

- Dining
- Chairs and coffee table
- Clothesline
- Mosquito screened windows and doors

## LOUNGE

- Free unlimited Wi-Fi
- Smart TV with streaming apps
- Air-conditioning throughout the entire house

## BEDROOM

- Queen-sized bed
- Clothes iron
- Ironing board
- Clothes airer
- Hairdryer
- First Aid kit
- Torch
- Safe

### AVAILABLE ON REQUEST

- Books and board games
- BBQ
- Extra supplies (toiletries, cooking & Laundry basics)

Don't see something you need?  
Please contact us and if it's something we have, we'll let you know.



# BEFORE YOU GO

Before you head out, we'd love it if you could take a look at our departure checklist. You're not required to complete every step, but any help you can offer really makes a difference for our small team. We truly appreciate your support and understanding! Thanks a bunch for your help.

- Wash dishes and discard bathroom waste ✓
- Return furniture and items to their original places ✓
- Place all rubbish in the green bins at the rear ✓
- Turn off all lights and Aircon ✓
- Leave scooter & house keys in the key safe ✓
- Close all windows and doors ✓

It is best to organise a taxi or airport transfers for the airport about 1 hour before their return flight time. If you haven't already done so, please contact us and we can assist with calling a taxi for you.

If you are transferring to another accommodation check-out time is our normal 10:00am. In most cases we happily provide free late check-out but sometimes this is not possible. In this case, we kindly ask you to check-out before 10:00 am. This will give us time to clean the house before the next guest arrives.



---

# CANCELLATIONS & MODIFICATIONS

## **CANCELLATIONS & MODIFICATIONS**

---

As a small family business, we ask that guests commit to their bookings as much as they can. If you must cancel or modify your booking, please let us know as soon as possible so that we have time to re-advertise our home.

If you're unsure about cancelling, modification and penalty fees or you have any questions at all, please don't hesitate to contact us directly.

See the list below to check for cancellation fees:

## **CANCELLATION FEES**

---


- Cancellations and modifications are free up to 1 month before the check-in date.
- Cancellations and modifications made between 15-30 days before the check-in date will incur a 50% penalty fee for the full booking amount.
- Cancellations and modifications made within 14 days before the check-in date will incur a 100% penalty fee for the full booking amount.



# CHECK-IN/OUT

## ARRIVAL & DEPARTURE DETAILS

Our home is a self check-in process, a keycode will be provided before you land in Aitutaki. If you haven't done so already, please let us know your arrival and departure flight details as soon as you can. If you are transferring from another accommodation, please let us know the accommodation name and what time they expect you to check-in / check-out.



### **CHECK-IN** 3:00 PM

Standard check-in is at 3:00 PM. If possible, we will try our best to get your room ready before then so that you can start relaxing as soon as possible!

### **CHECK-OUT** 10:00 AM

Whenever possible, we grant our guests a free, late check-out. However, please be informed that we may not be able to grant your request if we have a same-day check-in.



# CONTACTS

**KATHLEEN  
ARAI-ENOKA**

**PROPERTY MANAGER**

Mobile / WhatsApp: (682) 77420

Email: araura.kat@gmail.com

**NANCY  
MATAPUKU**

Mobile / WhatsApp: (682) 77577

Email : littlekaute@gmail.com

# EMERGENCY

EMERGENCY Phone: 999

HOSPITAL Phone: 31002

PHARMACY SUPPLIES MAINA TRADERS  
Phone: 31589

TINA & CO 24/7  
Phone: 31517

FIRE DEPARTMENT Mobile: 73799

POLICE STATION Emergency: 31699  
Office: 31015

Chief Officer Mobile: 50369



# EMERGENCIES

In the event of an emergency, please contact emergency services and hosts and make your way to the evacuation point indicated below.

In the event of a natural disaster such as a tropical storms, cyclones, sea surges etc. The house will be secured, guests will be informed of the appropriate safety procedures and kept appraised of recent updates. Please contact us if you have any questions at all.

**FOR EMERGENCIES CALL 999**



**HOSPITAL**

Phone: 31002  
8:30am-4pm



**FIRE STATION**

Mobile: 73799

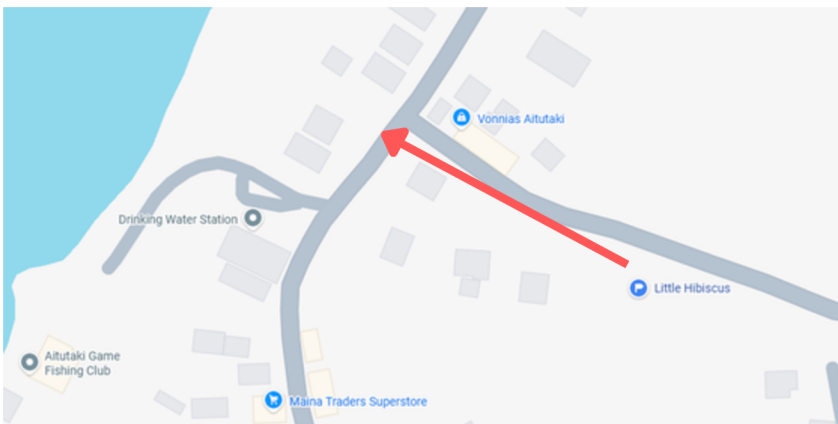


**POLICE STATION**

Emergency: 31699  
Phone: 31015  
Officer Mobile: 50369

**EVACUATION POINT:**

**At the main road down from the property entrance.**



The house is fitted with a smoke detector as well as a fire blanket and fire extinguisher in the kitchen cupboard.



# FAQ'S

## **WHEN IS THE BEST TIME TO VISIT?**

We have a warm and sunny climate all year round. The drier cooler months are from Jun-Oct (peak tourism season) and the wet and warmer months are Nov-May. Dec and Jan are the busiest time of the year for Aitutaki when many locals return home.

## **WHAT PAYMENTS ARE ACCEPTED IN AITUTAKI?**

All stores, restaurants and cafes use EFTPOS. However, some private tours and market stalls only accept cash.

## **HOW DO I GET TO AITUTAKI?**

You must first fly to the island of Rarotonga before catching a flight to Aitutaki using the only domestic airline, Air Rarotonga.

## **CAN WE HAVE SINGLE BEDS?**

The house is equipped with a queen size bed that cannot be split. No extra cots.

## **DO YOU ACCOMMODATE CHILDREN?**

We do not accommodate children under 13 years old at this time.

## **DO SHOPS CLOSE ON SUNDAYS?**

Yes, most places of business close on Sundays and alcohol cannot be purchased.

Here are a few places that still open:

- Tina & Co 24/7 Grocery Store in Amuri
- Neibaa's Grocery Store in Vaipae
- Koru Cafe in Ootu
- Tavake Cafe in Ureia

## **WHAT'S THE BEST WAY TO GET AROUND?**

Most of our guests find prefer renting automatic scooters to get around. Currently there are no bicycles available for rent or any public transportation available. Visit page 20 for more info.

## **WHAT SHOULD I BRING?**

- Reef-safe sunscreen
- A light rain jacket
- Jandals or flip-flops
- Insect repellent
- Specialty food/medical items

## **CAN WE EXCHANGE CURRENCY?**

Currency exchange is available at BCI bank at the Town Centre

For more FAQs, visit <https://cookislands.travel/how-to-book/faq>



---

# HOUSE RULES

1

## **NO SMOKING**

Please no smoking or vaping in the bungalow. Any smoking debris must be discarded.

## **NO UNAUTHORISED VISITORS**

Please contact us ahead of time if you wish to accommodate additional guests/visitors.

2

3

## **NO ANIMALS**

Please do not attract or feed the wildlife in and out of the property.

## **NO PARTIES**

No parties or events are allowed. Drug use and excessive, disruptive drinking are prohibited.

4

5

## **DAMAGES & CLEANLINESS**



Excessive dirtiness or any damages upon leaving the bungalow may result in additional charges.



# BE MINDFUL

## CONSERVE WATER & POWER

Please be aware that Aitutaki frequently faces water shortages. Therefore, we kindly ask you to use water mindfully and to also conserve electricity whenever possible.



## LOST KEYS

If keys are misplaced, a replacement fee of \$10 will be charged. For replacements, please reach out to the property manager, Kathleen.



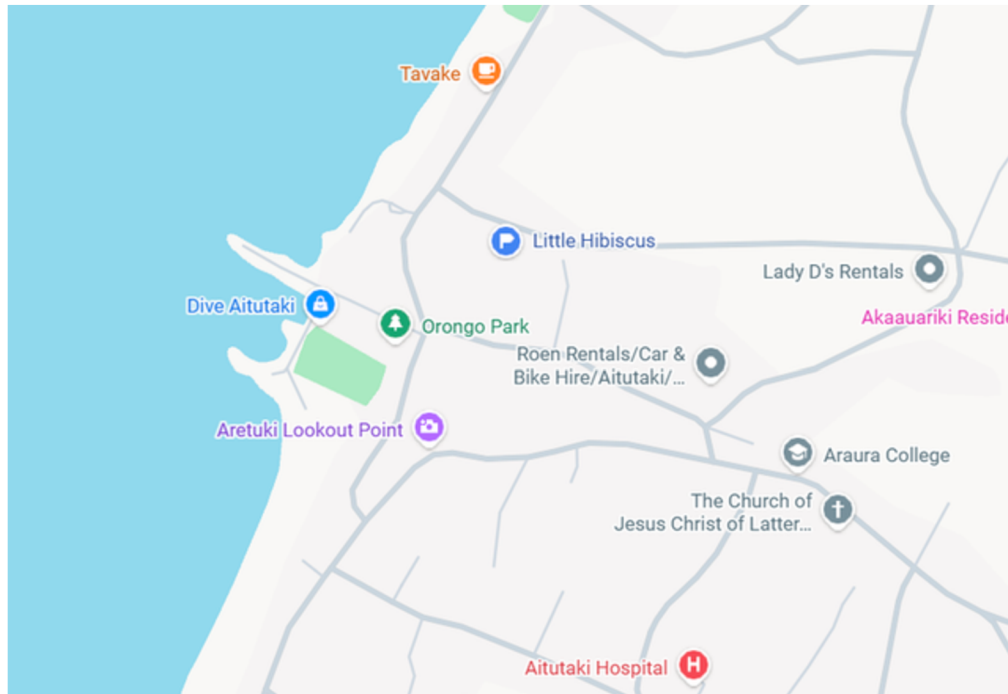
THANK YOU FOR YOUR  
UNDERSTANDING





# LOCATION

## ARUTANGA, AITUTAKI, COOK ISLANDS



## WHAT'S IN THE AREA?

We are located in the village of Arutanga, the heart of town. The location is within 3-4mins walk to the local supermarket, banks and 5mins to a few eateries and the fishing club.

It's about 10 mins drive to the airport.

There is no public transport available on Aitutaki so most guests prefer to rent an automatic scooter as a cheap and fun way to get around.

The best beaches are on the little islands in the lagoon called motus, accessed by water taxi or lagoon cruises.



# PAYMENT METHODS & BANK DETAILS

## PAYMENT METHODS

We prefer payment in cash on arrival. However, we do accept other methods of payment including credit/debit cards, bank transfers and international telegraphic transfers. Please contact us if you wish to pay via cash/bank transfer/ITT.

The following cards are accepted by Tai Marino Beach Bungalows, albeit we do reserve the right to hold an amount before your arrival:

- Visa
- Mastercard
- Cirrus
- Union Pay
- Plus
- JCB

Do keep in mind that paying by card will incur a 3.5% surcharge. We encourage you to make payment in cash on arrival to avoid these fees. Contact us directly if you have any queries.

## BANK TRANSFER DETAILS

If you would like to make payment by bank transfer please use the following account details:

|                        |  |
|------------------------|--|
| <b>ACCOUNT NAME:</b>   | Little Hibiscus Ltd                              |
| <b>ACCOUNT NUMBER:</b> | 93358S7  |
| <b>ADDRESS:</b>        | Ureia, Arutanga, Aitutaki, Cook Islands          |
| <b>BANK NAME:</b>      | Bank of the Cook Islands Limited                 |
| <b>BANK ADDRESS:</b>   | Maire Nui Drive, Avarua, Rarotonga, Cook Islands |
| <b>BANK NUMBER:</b>    | 05-1501  |
| <b>SWIFT CODE:</b>     | BCKICKCR   |
| <b>DESCRIPTION:</b>    | (Please enter your name in the description)      |



# PLACES TO EAT & DRINK



## AVATEA CAFE

Our favourite, a rustic cafe serving international dishes with a local twist. Enjoy their most popular dish, the island mac burger or fish tacos and a glass of their home-made summer ale or miri mojito

- Tautu, 46C9+7G  
Arutanga, Cook Islands
- 31887
- Mon-Sat, 10am-2pm,  
5:30-8:30pm



## TAVAKE CAFE

The closest eatery to Little Hibiscus is a casual family-run restaurant, only 8mins walk along the main road. They serve burgers, steak plates, chinese and more.

- 46Q3+74W, Arutanga,  
Cook Islands
- 76480
- Mon-Sun 7am - 9pm



## TAMANU RESTUARANT

A nice restaurant, about 5mins drive away and open everyday for breakfast lunch and dinner. On Wednesday and Saturday nights they host a special island night buffet and show.

- 5656+79, Amuri, Cook  
Islands
- 31810
- Mon-Sun, 7:30-10:30 am,  
11:30 am-2 pm, 6:30-  
10:30 pm



## RAPAE BAY RESTAURANT, PACIFIC RESORT

Perfect for special occasions! Excellent service and affordable breakfast. Happy hour is at 4-5pm and the views from the elevated restaurant are phenomenal!

- 5634+53 Amuri, Cook  
Islands
- 31720
- Mon-Sun, 7am-10pm



# PLACES TO EAT & DRINK



## KORU CAFE

Our favourite for breakfast and open on Sunday mornings! Great coffee and their breads and pastries are baked fresh on site. They also sell organic produce and souvenirs.

- 563R+6R6, Aitutaki, Arutanga, Cook Islands
- 31110
- Tues-Sun, 8am-2pm



## BLUE LAGOON RESTAURANT

Right on the beach, a perfect place for a cold beer or a cocktail. They get stunning views of the lagoon and the motus and there's a public beach nearby that's good for swimming.

- 562Q+MXV, Aitutaki, Arutanga, Cook Islands
- 31009
- Mon-Sun, 11am-9pm



## DIVE AITUTAKI

Open during the peak tourism season, this dive shop located at the main harbour in town makes great coffee using quality ingredients and delicious homemade baked goods like sausage rolls.

- 46X4+7QJ, Amuri, Cook Islands
- 50919
- Mon-Sat, 9am - 12pm



## BOATSHED BAR & GRILL

Enjoy a few beers and hang with the locals, especially for karaoke on Sundays. This bar & grill is filled with eclectic nautical decor that really adds to the vibe. The fish & chips is their most popular dish or try the ika mata.

- 562V+W55, Aitutaki, Arutanga, Cook Islands
- 31479
- Mon-Sun, 12pm-5pm, 6pm-9pm



# PRIVATE LAGOON TOURS

Aitutaki's most beautiful beaches are on the uninhabited islands (motu) in the lagoon. There you can find giant clams, swim with the giant trevally and explore uninhabited islands. So don't miss out... book a lagoon tour!

Captain Marokii Maoate from Marino Tours offers several different lagoon tours which come highly recommended by many of our guests.

Outings with Marino Tours are private so it will just be you and the captain on board and you'll be able to avoid the crowds. He offers different types of tours and the itineraries can be adjusted to your swimming, activity and island preference within the allotted time.

[www.marinotoursaitutaki.com](http://www.marinotoursaitutaki.com)



**WhatsApp:**

(+682) 80158



**Instagram:**

marinotours\_aitutaki



**Facebook:**

Marino Tours



## PRIVATE LAGOON TOUR

- Private tour
- 5 Hours
- NZ\$500 total for 2 pax.
- Lunch, transfers & snorkel gear inc.
- Itinerary flexible

## HALF-DAY LAGOON TOUR

- Private tour
- 3 Hours
- NZ\$350 total for 2 pax.
- Transfers & snorkel gear inc.
- Itinerary flexible

## WATER TAXI

- Book a return taxi to an island (motu)
- Transfers inc.
- Honeymoon Island \$80pp
- One Foot Island \$110pp

## SUNSET TOUR

- Watch the sunset from Honeymoon or Maina island
- 2 Hours
- Transfers inc.
- NZ\$300 total for 2 pax.



# RENTAL SCOOTERS

Most of our guests prefer renting an automatic scooter as it's affordable, economical and not to mention, super fun to get around! EZ Rentals leave their 2-seater automatic scooters on site for our guests to rent at a special rate starting from NZ\$30/day and you can contact us to make a booking.

There are no office visits, deposits or paperwork required to rent a scooter from EZ Rentals. However, you will be required to carry/obtain a motorbike license and submit to a brief safety test with one of our team.

## DO I NEED A MOTORBIKE LICENSE?

Any international motorbike license will do and if you don't have any, you can easily get one from the police station in town. Once we've given you a safety briefing, you can drive your scooter to the station, pay NZ\$2.50 and you'll receive a paper license that's valid throughout the Cook Islands... Best of all, there are no queues or tests required!



## START UP INSTRUCTIONS

EZ Rental's 2-seater automatic scooters have safety mechanisms in place that can make starting up a little tricky. We will demonstrate how to start the bike but here is a reminder of the instructions:

- Sit on the scooter and fold away the footstand on the left
- Turn the key in the ignition to the right and wait for the orange check-engine light to disappear
- Hold any of the handbrakes and at the same time press the electric start button on the right side

## HELPFUL TIPS:

- Skip Raro's queues and get a bike license in Aitutaki!
- No helmets required in Aitutaki!
- Flat tire? Call EZ Rentals on 71604. Their number is also on the key tag and they'll have it repaired or a replacement within the hour!
- Speed limit is 40km/h



# THINGS TO DO

## LAGOON CRUISE

01

An absolute must-do when visiting Aitutaki! Explore our world-famous lagoon, its islands, wildlife and many snorkeling stops on either a public or private cruise. There are many to choose from, but visit page 14 to learn about our very own private lagoon cruise.



## HIKING

Hike up Maunga Pu, our highest point at 124m. The track takes about 20mins, the last 40m being the steepest. The trail starts across the road from Paradise Cove, marked by a small brown sign. The trail to Piraki can also be accessed from this route. But please take care and do not drive up the route to Maunga Pu.

02

## KITESURFING

03

Get your adrenalin rush by kitesurfing at Honeymoon Island during our windy season, June-October. We recommend contacting Aitutaki Kite School for lessons, gear and transfers.



## ISLAND NIGHT

This is an island-style food buffet with island show and is a great way to taste local delicacies and see first-hand some of our local hula dancing (ura). Tamanu Resort host this on Wednesday and Saturday nights and Tava'e Resort hosts on Tuesdays. It's best to contact them directly and book in advance as seats often sell out (deposit may be required).

04




# THINGS TO DO

## GOLF CLUB & NIGHTLIFE

05

Join the locals and share some clubs for a round of golf behind the airport on Thursday and Saturday afternoons. Contact Ned Neale on 75720 for more.

If you're looking for the nightlife, the Golf Club is a local hangout on Thursday and Saturday nights as well as The Boatshed from Friday to Sunday



## SWIM WITH THE WHALES

Swimming with the humpback whales and their calves is an ethereal experience. If getting in the water is not for you, you can still enjoy observing these magnificent creatures from the boats when they visit our shores around August-October. Contact us, Bubbles Below or Wet'n'Wild for tours.

06

## BONEFISHING & FISHING CHARTERS

07

Hire a charter and try your hand at catching and releasing one of Aitutaki's most elusive fish, the bonefish. There are many bonefish charters and regular charters available such as E2's Way, Wahoo Charters and Black Pearl Charters.



For a list on more things to do and their locations, visit  
our  
'Attractions' tab on our website:  
<https://www.littlehibiscusaitutaki.com/attractions.html>



---

# TRANSPORTATION

## RENTAL SCOOTERS

Most of our guests prefer renting an automatic scooter as it's affordable, economical and not to mention, super fun to get around! EZ Rentals gives our guests a special rate starting from NZ\$30/day and free vehicle delivery. Contact us to make a booking.

## RENTAL CARS

Looking for a car? We recommend booking a car directly from Rino's Rentals their cars start from NZ\$80/day. Email: [reservation.rinosaitutaki@gmail.com](mailto:reservation.rinosaitutaki@gmail.com)

Other rental agencies include Aitutaki Car and Bike Hire. Tupa Transportation and many more. Be sure to book a car well in advance as sometimes the island runs out of rental cars.

## BICYCLES / E-BIKES

Currently, no bicycles are available for rent on the island. Campbel's Coconut Oil rents out E-bikes at NZ\$50/day and they're located about 10mins walk southbound from us.

## TAXI


We have a few taxis on the island (including our own) listed below.

The best way to book these is by phone.

- Kutekute Tours & Transfers - 74193
- Aitutaki Taxi Service - 71472
- Tupa Transport - 50383



# USEFUL INFORMATION



## DRINKING WATER

You can boil the water from the tap for drinking but we recommend using the water from the container first. You can refill your water containers at any of the water stations around the island. The closest one is just along the Arutanga Harbour entrance road on the left next to the Island Council offices.




## AIRPORT TRANSFERS

We can arrange airport transfers for you! Our property manager, Kathleen, is available to pick you up at a cost of NZD \$20 per person, one way. Please reach out to us for further details, and don't forget to provide your arrival times.



## CLOSEST GROCERY STORE

### MAINA TRADERS

 3-5min walk



 Arutanga



## RUBBISH

Please dispose of all rubbish in the bins near the storage shed. Aitutaki does not have recycling facilities so all rubbish goes in the same bin. If you'd like to help, you can dispose of compostables in the compost heap on the northern side of the hedge.



## LAUNDRY

Free washing machine on site in the bathroom. Laundry detergent and pegs are located in the bathroom cupboard. Aitutaki Laundry & Essentials is one of the local laundromats, their mobile is 71971.



# USEFUL INFORMATION



## RELIGIOUS SERVICES

Many visitors enjoy attending a religious service on Sunday. If you'd like to attend a service, we'd be happy to provide you with free transfers to the Kingdom Hall of Jehovah's Witnesses, meetings held at 10am on Sundays and 7pm on Thursdays.



## TV

We don't yet have local TV reception in our village. However, the TV is connected to Wi-Fi and streams some free channels. You can also watch other streaming apps such as Netflix and YouTube but you must log in to your own account. Remember to also logout at the end of your stay!



## MOBILE MASSEUSE

Contact To'u Mose on 51220 to book a relaxing massage at your bungalow!



## DRINKING COCONUTS

How do you open a drinking coconut?

1. Shave off the soft husk with a small knife until you see 3 circles
2. Find the biggest circle. If you cannot find it, look for the biggest segment and the corresponding circle.
3. Poke a hole in the circle with the knife



## HOUSE KEEPING

Some cleaning supplies are provided for your use, the bungalows are not serviced. To conserve water fresh towels are available on request only. For long stays you can request fresh linen.



# WATER SAFETY

There are a range of fantastic water activities to enjoy in our little paradise. Water safety is serious so please follow our top water safety tips:

- Be smart. Know your limits
- Do not explore alone
- Wear a life jacket or use a pool noodle, where provided on tours
- Stay away from passages

For your safety,  
please **DO NOT:**



Swim, snorkel or kayak in the reef passage near the Marine Resources Centre indicated on the map. Strong currents and rip tides present.





# MEITAKI ATUPAKA

THANK YOU  
FOR STAYING WITH US